



100 Sunset Drive
 Manchester PA, 17345
 717.266.5631
 717.266.6248
 800.233.9358
info@quigley4x4.com






Quigley Ford E-Series 4x4 Warranty Operating Instructions, Maintenance Schedule & Warranty Registration

Dealer _____

Model Year/Model _____
 VIN # _____
 QMCI Cert # _____
 GVWR _____
 Delivery Date _____
 Mileage _____
 QMCI WO # _____

Authorization (#) Must Be Obtained From QMCI Before Repairs Are Made. Phone (800) 233-9358. Failure to obtain this prior authorization will result in denial of reimbursement for the warranty claim.

WARNING

-  Your Ford van is considered a utility vehicle and as such utility vehicles have a higher Vertical Center of Gravity (Vcg) than that of a passenger car. The Quigley 4x4 vehicle gives your utility vehicle increased ground clearance which corresponds to an increase in Vcg.
-  Vehicles with higher center of gravity have a higher rollover rate than other types of vehicles. As you add passengers and cargo your center of gravity will increase.
-  Higher center of gravity and 4 wheel drive vehicles handle differently than lower center of gravity vehicles. Utility and 4 wheel drive vehicles are not designed for cornering at speeds as high as passenger cars any more than low slung vehicles are designed to handle off-road conditions satisfactorily. Avoid sharp turns, excessive speeds and abrupt maneuvers in utility and 4 wheel drive vehicles. Failure to drive cautiously could result in an increased risk of loss of vehicle control, vehicle rollover, personal injury or death.
-  Unbelted passengers are significantly more likely to die than a person wearing a seat belt in a crash or rollover crash.
-  For safe operation of this vehicle please refer to your Ford's Operator's Manual for all warnings and operation procedures.

QMCI will provide and ship all 4 wheel drive warranty parts at normal FedEx / UPS rates. Additional charges for overnight, or 2nd day, or special delivery will be the responsibility of the vehicle owner. Warranty repair claims must be completed and submitted to QMCI within 60 days of QMCI shipping parts or labor will not be reimbursed.

Authorization (#) Must Be Obtained From QMCI Before Repairs Are Made. Phone (800) 233-9358. Failure to obtain this prior authorization will result in denial of reimbursement for the warranty claim.

To validate this warranty: The purchaser must complete the **WARRANTY REGISTRATION** page; including name, address, signature, date and mileage. The purchaser should keep one copy with this warranty packet and one copy must be returned to: Quigley Motor Company, Inc. at 100 Sunset Dr., Manchester, PA 17345, upon time and date of retail delivery. Or you can email or fax your signed warranty registration to info@quigley4x4.com or (717) 266-6248.

*****NOTICE: OPTIONAL EQUIPMENT CARRIES THE ORIGINAL MANUFACTURERS WARRANTY ONLY.*****

LIMITED WARRANTY:

QUIGLEY MOTOR COMPANY, INC., designer and builder of "4 Wheel Drive" conversion system (hereinafter referred to as QMCI), warrants the Standard 4x4 system to the original purchaser only and is not transferable. This limited warranty shall be effective for a period of 12 months or 12,000 miles; whichever shall occur first and only when such labor and installation are performed at a QMCI authorized service center. This warranty applies only to pre-owned vehicles with mileage between 30,001 – 60,000 mile, for replacement parts and repairs made necessary due to 4-wheel drive defects in materials or workmanship of any standard 4-wheel drive components or their attaching parts, during normal use of the vehicle. Optional equipment & accessories are not covered by QMCI warranty.

As per Quigley's SVE (Special Vehicle Engineering) agreement with Ford Motor Company all other parts of the Ford vehicle and its original equipment components is the sole responsibility of Ford Motor Co. or other After-market Company that alters or adds to the chassis.

QMCI will under certain conditions authorize repairs or replacement of the following components:

1. Front axle assembly or serviceable component of the front axle, (optional equipment not covered by QMCI).
2. Drive shaft assembly or any serviceable component of the drive shaft assembly; front-rear-intermediate.
3. Front springs and/or attaching parts as supplied by QMCI.
4. Standard front shock absorbers as supplied by QMCI, (optional shocks not covered by QMCI).
5. Front axle to frame-lateral track bar and torque arms (strut rods).
6. Steering:
 - Drag link assembly or its components.
 - Tie rod assembly or its components.
 - Hydraulic damper assembly.
7. Exhaust system, portions as supplied or modified by QMCI (*Note:* Defective or clogged catalytic converter pipe assembly replacement must be obtained from Ford Motor Company by an authorized Ford Dealer. QMCI will then reconfigure pipe as required for 4x4 component clearance at no charge.)
8. Shifter: Assembly or serviceable component thereof.
9. Transfer case assembly. Do not disassemble. QMCI warranty applies to complete transfer case assembly only.
10. Quigley fuel tanks.
11. Front Brake Calipers

All parts are to be returned to QMCI and subject to inspection by QMCI and or their SUPPLIERS. If parts are determined non-defective the owner is responsible for the parts and labor costs.

Servicing dealer will be reimbursed at published Service Labor Time Standards at a rate to be determined prior to service. Some repairs are not reimbursed completely. In these cases the owner is responsible for the difference between repair costs and the amount approved by QMCI.

When the owner is in an area where there is no "AUTHORIZED" dealer or service center within a reasonable distance, as determined by QMCI, and considering the nature of the service problem. Service may be arranged at a mutually acceptable alternate service facility. If warranty work is performed at a service point other than authorized sales and service location, QMCI's authorization does not constitute approval or endorsement of the service facility, its work, or any replacement components involved.

QMCI will provide and ship all 4 wheel drive warranty parts at normal FedEx / UPS rates. Additional charges for overnight, or 2nd day, or special delivery will be the responsibility of the vehicle owner. Warranty repair claims must be completed and submitted to QMCI within 60 days of QMCI shipping parts or labor will not be reimbursed.

Authorization (#) Must Be Obtained From QMCI Before Repairs Are Made. Phone (800) 233-9358. Failure to obtain this prior authorization will result in denial of reimbursement for the warranty claim.

To validate this warranty: The purchaser must complete the **WARRANTY REGISTRATION** page; including name, address, signature, date and mileage. The purchaser should keep one copy with this warranty packet and one copy must be returned to: Quigley Motor Company, Inc. at 100 Sunset Dr., Manchester, PA 17345, in the attached postage paid envelope, upon time and date of retail delivery. Or you can email or fax your signed warranty registration to info@quigley4x4.com or (717) 266-6248.

*****NOTICE: OPTIONAL EQUIPMENT CARRIES THE ORIGINAL MANUFACTURERS WARRANTY ONLY.*****

LIMITED WARRANTY EXCLUSIONS OR LIMITATIONS:

QMCI will assume no liabilities for any personal injuries, repairs or damages, damages to the 4 Wheel Drive Conversion and its components derived or incurred through the following;

- Overloading the GVWR or any axle weight rating is considered abuse and not warranted.
- **Any wheels substituted for O.E.M. (original equipment mfg.) with an outward offset greater than ½" will void Quigley axle and steering warranties!**
- Tires larger than OEM will adversely affect the braking and handling of the vehicle and may void warranty.
- **Brake pad noises are not warranted since that is inherent in the design of the disc brake components.**
- **Front-end alignment is a routine maintenance item and is not a warrantable expense**, unless, required by a warranty repair and only then if vehicle is equipped with Quigley specified Ford F-Series wheels and tires.
- Conditions arising from abuse, negligence, overloading, accidents, modifications, lack of maintenance, alterations or improper repairs, defects in or substitution of equipment (including wheels and or tires) not supplied as part of our standard 4-Wheel Drive system.
- QMCI assumes no responsibility for incidental or consequential damages arising from loss of use, inconvenience, loss of time, loss or damage to any personal property, loss of income, commercial loss, and expense for alternate transportation, telephone, food lodging, or cost for bringing the vehicle to a service point.
- Parts and labor required in routine maintenance and wear are also excluded from this warranty and are the owner's responsibility. Examples are tires, tire rotation, wheel balancing, **wheel alignment, brake pads**, and lubrication and fluid levels.
- This warranty does not apply to vehicles purchased from U.S. dealers, but registered / licensed for use in countries other than the U.S. Vehicles operated outside the U.S. may exchange defective parts only for a period of 12 months or 12,000 miles (whichever comes first). All labor and shipping / handling charges associated with such exchanges become the responsibility of the owner.

Quigley Motor Company, Inc. hereby disclaims all other express or implied warranties of merchantability and use for a particular purpose, to the extent the laws of the State of sale and Federal laws allow. This warranty gives you specific legal rights and you may also have other rights under state laws. This is the only express warranty applicable to QMCI 4 wheel drive conversions. QMCI does not authorize any seller of our 4-wheel drive system to make any other representations or warranty beyond those listed herein. The Quigley 4 wheel drive system may not be covered by extended warranty or service plans. Check with your plan provider before purchasing.

QMCI will provide and ship all 4 wheel drive warranty parts at normal FedEx / UPS rates. Additional charges for overnight, or 2nd day, or special delivery will be the responsibility of the vehicle owner. Warranty repair claims must be completed and submitted to QMCI within 60 days of QMCI shipping parts or labor will not be reimbursed.

Authorization (#) Must Be Obtained From QMCI Before Repairs Are Made. Phone (800) 233-9358. Failure to obtain this prior authorization will result in denial of reimbursement for the warranty claim.

To validate this warranty: The purchaser must complete the **WARRANTY REGISTRATION** page; including name, address, signature, date and mileage. The purchaser should keep one copy with this warranty packet and one copy must be returned to: Quigley Motor Company, Inc. at 100 Sunset Dr., Manchester, PA 17345, in the attached postage paid envelope, upon time and date of retail delivery. Or you can email or fax your signed warranty registration to info@quigley4x4.com or (717) 266-6248.

*****NOTICE: OPTIONAL EQUIPMENT CARRIES THE ORIGINAL MANUFACTURERS WARRANTY ONLY.*****

QUIGLEY MOTOR CO., INC / FORD E-SERIES OPERATING INSTRUCTIONS

| | | | |
|---|--|---|--|
| <p>TRANSFER CASE RANGE SELECTIONS (See Operating Instructions)</p> <p>2-WHEEL DRIVE POSITION Power to rear axle only.</p> <p>4-WHEEL DRIVE POSITION Power to front and rear axles at normal speed.</p> <p>NEUTRAL No power to either axle. Use for vehicle towing.</p> <p>4-WHEEL DRIVE (LOW RANGE) POSITION Power to front and rear axles at reduced speed. NOTE: Speedometer will read much faster than vehicle is traveling. Do not exceed 80 MPH indicated (30 MPH actual) speed.</p> | | <p>TRANSFER CASE RANGE SELECTIONS (See Operating Instructions)</p> <p>4-WHEEL DRIVE (LOW RANGE) POSITION Power to front and rear axles at reduced speed. NOTE: Speedometer will read much faster than vehicle is traveling. Do not exceed 80 MPH indicated (30 MPH actual) speed.</p> <p>NEUTRAL No power to either axle. Use for vehicle towing.</p> <p>2-WHEEL DRIVE POSITION Power to rear axle only.</p> <p>4-WHEEL DRIVE POSITION Power to front and rear axles at normal speed.</p> | |
|---|--|---|--|

⚠ WARNING: When transfer case is in “N” (neutral position), the transmission “PARK” feature is disabled. Parking brake must be applied or vehicle may move unexpectedly causing serious injury or death.

OPERATION:

The vehicle should only be engaged in 4 Wheel Drive for off-road operation or when road or weather conditions create poor traction. When you are operating the vehicle on DRY roads keep the transfer case in 2H to prevent excessive tire wear and drive train damage. Both hub lock selector knobs must be set in the same function to avoid excessive front differential wear and undesirable vehicle handling characteristics.

ENGAGE FOUR WHEEL DRIVE WITH – MANUAL LOCK-OUT HUBS

1. Prepare your vehicle for 4x4 operations by turning the front wheel hub selector knobs, clockwise to the “LOCK” position. A slight movement of the vehicle in either direction will complete the lock. Shift transfer case to 4H only when conditions require increased traction.
2. **4WD High Range for Normal Highway Speed (4H)** The TRANSFER CASE may be shifted between 2H and 4H while the vehicle is in motion at speeds up to 55 mph, provided that hubs are in the “LOCK” position.
3. **4-Wheel Low (4L):** This setting also engages your front axle for increased traction and the lower gear increases power. It should be used only for off-road driving, there are 2 options for engaging 4L. **NOTE:** Speedometer will read nearly 3 times faster than vehicle is traveling. Do not exceed 80 MPH indicated (30 MPH actual) speed in 4WD Low Range.
 - **Engine Off:** Apply brakes, shift TRANSMISSION in N (Neutral). Take foot off brakes to allow a slight movement and shift TRANSFER CASE lever into 4L. Restart engine. If vehicle will not move or there is gear clashing then the lever was not fully engaged in 4L position, repeat procedure. Use same procedure to disengage 4L into either 4H or 2H.
 - **Engine On:** Slow the vehicle to about 1 to 3mph (2to 5 km/h) and shift TRANSMISSION into NEUTRAL (N). Shift the transfer case shift lever in one continuous motion. Do not pause in NEUTRAL (N) as you shift the transfer case into 4-WHEEL LOW (4L), or your gears could clash. If vehicle will not move or there is gear clashing then the 4L position was not fully engaged. Turn your engine off, then proceed to shift into 4L. Use same procedure to return to 4H or 2H.
4. **CAUTION:** If the transfer case has been placed in Neutral, it will be necessary to SHUT THE ENGINE OFF before attempting to select any other position or clashing of gears and resulting transfer case and or transmission damage will occur.
5. **CAUTION:** To avoid damaging the rear axle and drive shaft, never operate the vehicle with transfer case in low range and hub locks in “FREE” position.

RETURN TO TWO-WHEEL DRIVE WITH – MANUAL LOCK-OUT HUBS

4H can be disengaged at any time by moving lever to 2H. For best fuel economy, less tire wear and quietest operation, turn both hub lock selector knobs counterclockwise to the FREE position when the need for 4- wheel drive is no longer anticipated.

ENGAGE FOUR-WHEEL DRIVE WITH – “AUTOMATIC” LOCKING HUBS (OPTIONAL)

1. **4H. 4WD High Range for Normal Highway Speed** - The vehicle must always be stopped when shifting into four-wheel drive if hub locks are in “Auto” position. Move the transfer case lever to the 4H position. The hub locks will automatically engage when the vehicle is driven. If the auto hub locks are in the “LOCK” position refer to manual hub #2 above.
2. **4L. 4WD Low Range for Off-road Use at Very Low Speed** - To shift transfer case into or out of 4L, stop vehicle and shift transmission into neutral, then move transfer case lever to 4L. (See #'s 3 & 4 above.)

RETURN TO TWO-WHEEL DRIVE– “AUTOMATIC” LOCKING HUBS (OPTIONAL)

4H can be disengaged at any time by moving lever to 2H. Hubs will disengage automatically if in “AUTO” position.

QUIGLEY 4X4 FORD ROUTINE MAINTENANCE GUIDE / DANA FORD FL or FC AXLE

VEHICLE APPLICATIONQUIGLEY MOTOR CO., INC. 4x4 DANA FORD AXLE SYSTEM WITH NONSERVICEABLE HUB AND BEARING ASSEMBLY

MAINTENANCEFRONT DRIVE AXLE, TRANSFER CASE, DRIVE SHAFTS

NOTE: SEE OWNERS MANUAL FOR COMPLETE VEHICLE MAINTENANCE ON ALL OTHER SYSTEMS!!!

NORMAL DRIVING SERVICE INTERVALS

ROUTINE LUBRICATION MAINTENANCE

| | Miles (Thousands) | 5 | 10 | 15 | 20 | 25 | 30 | 35 | 40 | 45 | 50 | 55 | 60 |
|---|--|---|----|----|----|----|----|----|----|----|----|----|----|
| | Kilometers (Thousands) | 8 | 16 | 24 | 32 | 40 | 48 | 56 | 64 | 72 | 80 | 88 | 96 |
| 1 | Lubricate steering linkage, driveshaft U-joints and slip-yoke if equipped with grease fittings | X | X | X | X | X | X | X | X | X | X | X | X |
| 2 | Check oil level & condition in front axle (80w-90) | | X | | X | | X | | X | | X | | X |
| 3 | Check oil level & condition in transfer case | | X | | X | | X | | X | | X | | X |
| 4 | Change transfer case oil (Dextron / Mercon ATF) | | | | | | | | | | X | | |
| 5 | Refer to Inspection Section for other lubrication instructions | | | | | | | | | | | | |
| 6 | Special Operating Instructions: When hubs & axles are submerged in water maintenance schedules 1 - 5 should be performed A.S.A.P. For severe use (a.k.a. towing, mud, excessive dust, etc. maintenance schedules 1 - 5 should be performed more frequently). Also refer to "Vehicle Maintenance Section" & "Special Operating Conditions" sections of Ford's "Schedule Maintenance Guide" when in a severe use situation. | | | | | | | | | | | | |

ROUTINE INSPECTION MAINTENANCE

| | Miles (Thousands) | 5 | 10 | 15 | 20 | 25 | 30 | 35 | 40 | 45 | 50 | 55 | 60 |
|---|--|---|----|----|----|----|----|----|----|----|----|----|----|
| | Kilometers (Thousands) | 8 | 16 | 24 | 32 | 40 | 48 | 56 | 64 | 72 | 80 | 88 | 96 |
| 1 | Inspect wheels and tires (see Notice below) | X | X | X | X | X | X | X | X | X | X | X | X |
| 2 | Inspect steering system | | X | | X | | X | | X | | X | | X |
| 3 | Inspect disc brake system | | X | | X | | X | | X | | X | | X |

Perform at the distances shown

NOTE: REPEAT MAINTENANCE SCHEDULE FOR EACH SUCCESSIVE 60,000 MILE INTERVAL

NOTICE!

DRIVER – DEALER – OWNER
CHECK WHEEL NUTS OR BOLTS

1. First trip – Check wheel nuts or bolts at start and 100 miles. Tighten to 140 Ft. Lbs. of torque. (14 mm-9/16")
2. After first trip – Check wheel nuts or bolts and tire pressure and tires periodically.
3. Following winter storage – before a trip, always check wheel nuts or bolts and tire pressure.
4. After changing or rotating tires refer to #1.
5. Alignment specifications; see attached specification sheet.



100 Sunset Drive
 Manchester PA, 17345
 717.266.5631
 717.266.6248
 800.233.9358
info@quigley4x4.com

**QUIGLEY FORD E-SERIES 4X4
 WARRANTY REGISTRATION
 12 months / 12,000 miles**

Check here if you would be interested in any future Quigley events.

Quigley build Date _____
 In Service Date _____
 Mileage _____

VIN # _____ QMCI Q# _____

Purchaser's Information

Business Name _____
 Full Name _____
 Address _____

 City, State, Zip _____
 Phone # _____ Email _____
 Selling Dealer _____

Return of this information is required by Federal Law in order to comply with the Motor Vehicle Safety Act, and required for any 4x4 warranty coverage by Quigley Motor Company.

By signing below you acknowledge that you have read and understand the Quigley warranty and **warnings** listed. Upon receipt of this warranty registration, Quigley Motor Company, Inc. will forward to the purchaser a copy of the limited warranty and a complete parts list for this unit.

 Purchaser's signature

Customer keeps green copy of the warranty registration.
 Please fax the white copy to Quigley at 717-266-6248, email to info@quigley4x4.com or mail to:

Quigley Motor Company, Inc.
 100 Sunset Drive
 Manchester, PA 17345
 USA